



The hardwearing, (almost) indestructible all-round polo – the professional choice.

- Neck tape for added comfort and durability
- Side vents for ease of fit
- Flat knit collar and cuffs with double ripple effect
- Reinforced shoulder seams
- Twin needle hem at bottom for added stability
- Spare button in side seam



MATERIAL:

65% polyester; 35% ring spun cotton pique



WEIGHT:

Colours 215g/m²; White 210g/m²



PACKING:

Pack 6; Carton 36



LAUNDRY CARE:

Suitable for 60°C wash and tumble dry



ORIGIN:

Egypt; Bangladesh

		XS	S	M	L	XL	2XL	3XL	4XL	5XL	6XL
Your body measurement											
To fit chest	cm	87/92	92/97	97/102	102/107	107/112	112/117	117/122	122/127	127/132	132/137
	Ins	34/36	36/38	38/40	40/42	42/44	44/46	46/48	48/50	50/52	52/54
Garment dimensions											
Chest Size: cm		102	108	114	120	126	132	138	144	150	156
Body Length: cm		67.5	70	72.5	75	77.5	80	82.5	85	87.5	90

DECORATOR NOTES

The poly; cotton polo that can be trusted when requirements are tough – no disappointments here.



COLOURS



PANTONE®
FABRIC: 11-0601 TPX
PAPER: 7541 C
C:0 M:0 Y:0 K:0



PANTONE®
FABRIC: 19-4005 TPX
PAPER: BLACK C
C:100 M:50 Y:50 K:100



PANTONE®
FABRIC: 19-5513 TPX
PAPER: 5477 C
C:100 M:50 Y:80 K:45



PANTONE®
FABRIC: 19-1716 TPX
PAPER: 5195 C
C:50 M:100 Y:70 K:45




PANTONE®
FABRIC: 18-3949 TPX
PAPER: 2726 C
C:100 M:70 Y:0 K:5



PANTONE®
FABRIC: 18-1662 TPX
PAPER: 1797 C
C:0 M:100 Y:100 K:0



PANTONE®
FABRIC: 17-4405 TPX
PAPER: 444 C
C:18 M:5 Y:0 K:71



PANTONE®
FABRIC: 19-1764 TPX
PAPER: 1945 C
C:0 M:100 Y:80 K:25



PANTONE®
FABRIC: 19-4010 TPX
PAPER: 532 C
C:100 M:85 Y:35 K:55

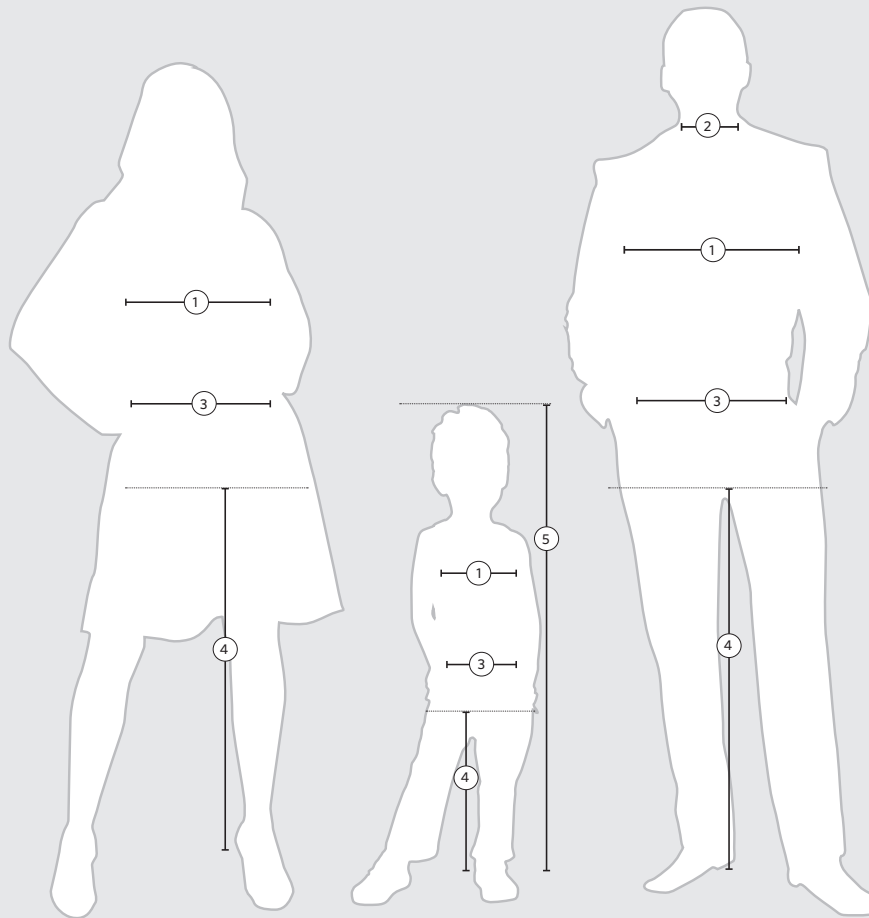


PANTONE®
FABRIC: 14-4002 (MARLED)
PAPER: COOLGREY 3C
C:5 M:0 Y:0 K:40



PANTONE®
FABRIC: 15-4020 TPX
PAPER: 651 C
C:48 M:22 Y:0 K:0

5XL & 6XL available in Bottle Green, Bright Royal, French Navy and White.



All of our measurements are based on actual "To Fit" body sizes and not the size of the actual garment itself e.g. a polo shirt with a chest to fit size of 92-97cms / 36-38" will fit someone with similar chest measurements; trousers with a waist to fit of 50 Europe / 34" will fit someone with similar waist measurements etc.

To help you select the most appropriate size of garment(s) please refer to our measuring tips below.

Chest

Men: measure around the fullest part of the chest, 2.5cms below the underarm area ①

Women: measure around the fullest part of the bust ①

Children: measure under the arms around the fullest part of the chest ①

Collar

Men: measure around the base of the neck ②

Waist

All: measure around the natural waist, ensuring the measuring tape is kept taut ③

Leg Length

All: measure from the top of the inside leg at the crotch down to where trousers are normally worn with shoes ④

Height

Children: standing still, with feet together and flat on the floor, measure from the top of the head to the ground ⑤



Size Guide

All Products (excl. Shirts, Trousers, Shorts & Sweatpants)

Ladies'	XXS	XS	S	M	L	XL	2XL	3XL	4XL	5XL	6XL
Chest to fit (CM)	72-77	77-82	82-87	87-92	92-97	97-102	102-107	107-112	112-117	117-122	122-127
Chest to fit (INS)	28-30	30-32	32-34	34-36	36-38	38-40	40-42	42-44	44-46	46-48	48-50

Dress Size

UK	6	8	10	12	14	16	18	20	22	24	26
France	34	36	38	40	42	44	46	48	50	52	54
Italy	38	40	42	44	46	48	50	52	54	56	58
Germany/Europe	32	34	36	38	40	42	44	46	48	50	52

Men's	XXS	XS	S	M	L	XL	2XL	3XL	4XL	5XL	6XL
Chest to fit (CM)	82-87	87-92	92-97	97-102	102-107	107-112	112-117	117-122	122-127	127-132	132-137
Chest to fit (INS)	32-34	34-36	36-38	38-40	40-42	42-44	44-46	46-48	48-50	50-52	52-54

Shirts

Ladies'	XXS	XS	S	M	L	XL	2XL	3XL	4XL	5XL	6XL
Chest to fit (CM)	72-77	77-82	82-87	87-92	92-97	97-104	104-112	112-120	120-130	130-137	137-144
Chest to fit (INS)	28-30	30-32	32-34	34-36	36-38	38-41	41-44	44-47	47-51	51-54	54-57

Dress Size

UK	6	8	10	12	14	16	18	20	22	24	26
France	34	36	38	40	42	44	46	48	50	52	54
Italy	38	40	42	44	46	48	50	52	54	56	58
Germany/Europe	32	34	36	38	40	42	44	46	48	50	52

Men's	S	M	L	XL	2XL	3XL	4XL	5XL	6XL
Collar to fit (CM)	37-38	39-40	41-42	43-44	45-46	47-48	49-50	51-52	53-54
Dual Collar Sizes (INS)	14.5/15	15.5	16/16.5	17/17.5	18	18.5/19	19.5	20	21
Individual Collar Sizes (INS)	14.5 15	15.5	16 16.5	17 17.5	18	18.5 19	19.5	20	21
Chest to fit (CM)	92-97	97-102	102-107	107-112	112-117	117-122	122-127	127-132	132-137
Chest to fit (INS)	36-38	38-40	40-42	42-44	44-46	46-48	48-50	50-52	52-54

Trousers & Shorts

UK (INS)	28	30	32	34	36	38	40	42	44	46	48
EUROPE	44	46	48	50	52	54	56	58	60	62	64

	Short	Regular	Long
Leg Length (CM)	76	81	86
Leg Length (INS)	30	32	34

Sweatpants

	S	M	L	XL
UK (INS)	30	32	34	36
Europe	46	48	50	52

Blazers

Girls'															
Chest to fit (CM)	68	71	73	76	79	81	84	86	89	91	96	101	106	112	117
Chest to fit (INS)	27	28	29	30	31	32	33	34	35	36	38	40	42	44	46

Boys'																
Chest to fit (CM)	71	73	76	79	81	84	86	89	91	94	96	101	106	112	117	122
Chest to fit (INS)	28	29	30	31	32	33	34	35	36	37	38	40	42	44	46	48

All Children's Products (excl. Sweatpants)

	XS	S	M	L	XL	2XL	3XL	4XL
Age (Years)	1-2	3-4	5-6	7-8	9-10	11-12	13-14	15-16
Height (CM)	90	104	116	128	140	152	164	176
Chest to fit (CM)	51-56	56-63	63-71	71-76	76-81	81-86	86-91	91-96
Chest to fit (INS)	20-22	22-25	25-28	28-30	30-32	32-34	34-36	36-38

Sweatpants (Children)

	S	M	L	XL	2XL
Age (Years)	3-4	5-6	7-8	9-10	11-12
Height (CM)	104	116	128	140	152
Waist to fit (CM)	53	55	58	61	66
Waist to fit (INS)	21	22	23	24	26



„Perfekt für Workwear, ein wirklich hochwertiger Artikel.“

- Nackenband steigert Tragekomfort und Stabilität
- Seitenschlitze für besseren Sitz
- Flachstrickkragen und Ärmelbündchen mit doppeltem Strukturstreifen
- Verstärkte Schulternaht
- Doppelnaht am Saum verbessert die Stabilität
- Ersatzknopf in der Seitennaht


MATERIAL:

65% Polyester; 35% ringgesponnenes Baumwoll-Piqué


GEWICHT:

Farben 215 g/m²;
Weiß 210 g/m²


VERPACKUNG:

Pack 6; Karton 36


WASCHANLEITUNG:

Geeignet für 60° Wäsche und Wäschetrockner


HERKUNFT:

Pakistan

		XS	S	M	L	XL	2XL	3XL	4XL	5XL	6XL
--	--	----	---	---	---	----	-----	-----	-----	-----	-----

Ihre Körper Maße

Brustumfang	cm	87/92	92/97	97/102	102/107	107/112	112/117	117/122	122/127	127/132	132/137
	Ins	34/36	36/38	38/40	40/42	42/44	44/46	46/48	48/50	50/52	52/54

Kleidergrößen

Brustumfang: cm	102	108	114	120	126	132	138	144	150	156
Körperlänge: cm	67.5	70	72.5	75	77.5	80	82.5	85	87.5	90

HINWEISE ZUR VEREDLUNG

Auf dieses Polohemd aus Baumwollmischgewebe ist immer Verlass - Sie werden nicht enttäuscht sein.


FARBEN


PANTONE®
FABRIC: 11-0601 TPX
PAPER: 7541 C
C:0 M:0 Y:0 K:0



PANTONE®
FABRIC: 19-4005 TPX
PAPER: BLACK C
C:100 M:50 Y:50 K:100



PANTONE®
FABRIC: 19-5513 TPX
PAPER: 5477 C
C:100 M:50 Y:80 K:45



PANTONE®
FABRIC: 19-1716 TPX
PAPER: 5195 C
C:50 M:100 Y:70 K:45




PANTONE®
FABRIC: 18-3949 TPX
PAPER: 2726 C
C:100 M:70 Y:0 K:5



PANTONE®
FABRIC: 18-1662 TPX
PAPER: 1797 C
C:0 M:100 Y:100 K:0



PANTONE®
FABRIC: 17-4405 TPX
PAPER: 444 C
C:18 M:5 Y:0 K:71



PANTONE®
FABRIC: 19-1764 TPX
PAPER: 1945 C
C:0 M:100 Y:80 K:25



PANTONE®
FABRIC: 19-4010 TPX
PAPER: 532 C
C:100 M:85 Y:35 K:55



PANTONE®
FABRIC: 14-4002 (MARLED)
PAPER: COOLGREY 3C
C:5 M:0 Y:0 K:40



PANTONE®
FABRIC: 15-4020 TPX
PAPER: 651 C
C:48 M:22 Y:0 K:0

5XL & 6XL erhältlich in Bottle Green, Bright Royal, French Navy und White.